

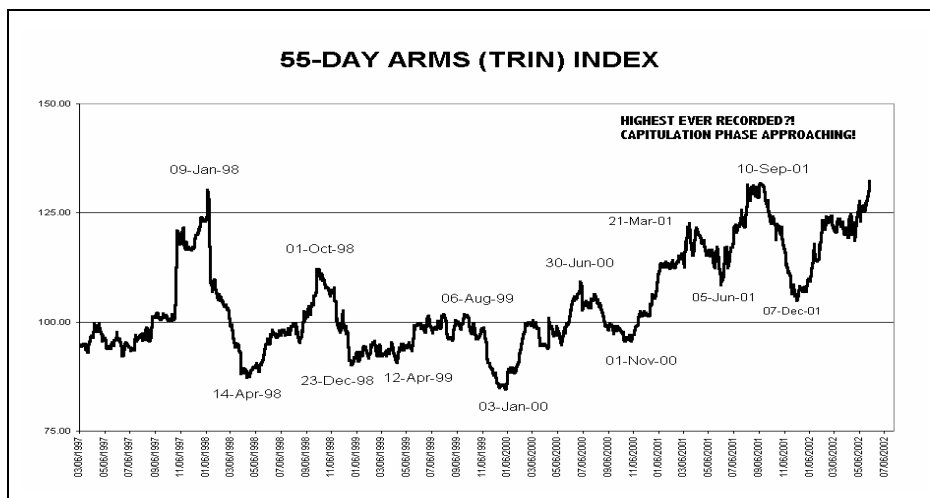
CRAWFORD *Perspectives*

June 03, 2002 Vol. 06/02

ARMAGEDDON?!

Some of the Most Powerful astronomic combinations in **ALL OF RECORDED HISTORY** will be culminating over the next Three Weeks! The party will begin in earnest with the depressive effect of Saturn conjunct the Moon's Node (mourners attending a funeral - Ebertin) on June 6. The **BIG DAY** is the SOLAR ECLIPSE on the evening of June 10, conjuncting Saturn and the Node (and Uranian **Hades** for good measure), and opposing Pluto. For the U. S. East Coast, the period from 7pm to 8:30pm EDT includes contact by these forces to the Ascendant/Descendant axis (horizon) for New York/Washington.

If you are EVER going to pay attention to the "Gloom & Doomers" and "Chicken Littles" of the world, this might be a good time to start taking them seriously. Some who have been WRONG for 20-30-40 years may turn out to be RIGHT during this time period. They say: "Even a stopped watch is right twice a day." From the looks of the skies, it appears that the "minute hand" is fast approaching the point where their clocks are



stopped! When it gets there, this month, you had BEST be PREPARED.

In military training, we were taught to "Keep a low profile, Shoot first & ask questions later, and Cover you A__." Those basics have served us well in markets in addition. This is not a time to live in fear. This is Not a time to live in Hope. It is a time to take drastic and immediate defensive postures in markets, and in life! If you are not willing to Sell Investments, at least call your broker and give them points at which a Sell Order becomes effective (STOPLOSS Orders). The purpose is to STOP LOSSES at some predetermined point, hopefully predetermined while one is in a relatively rational state of mind.

Before this is all over, there will be few indeed retaining a Rational State of Mind Remember: "The prudent man foreseeth the evil and hideth himself; but the simple pass on, and are punished."

My cousin, Arch Hicks, is a better regular astrologer than I (as is my wife Carolyn, who had her own local TV show in the Detroit area years ago). I was very negative on the Grand Cross Eclipse of Aug. 11, 1999. Cousin Arch warned that the effect might not be as bad right away, but might require a "triggering mechanism" at a later date. He was correct, as the day Saturn triggered the Uranus in that chart was the TOP DAY EVER of the S&P500 and the NDX(100). The DJIA topped on Jan 14, and the NASDAQ on March 10 (2000). As Saturn successively activated

the Mars, Saturn & Eclipse point of that 1999 event, we encountered a series of Extreme down days, and the exact low day of the first leg down (Apr 24, 2000).

In this Current Case, Saturn will "trigger" the Eclipse point by conjunction on June 20th – NO WAITING!! Therefore – we are very serious in our warnings, particularly for the period June 6-28. Best to figure at least a temporary low for July 7-14, perhaps a summer rally, then a retest of the lows which MUST prove the ability to hold, or markets will suffer a further tumble in the Fall.

We wrote this on page 3 last month. This month, it is deserving of page ONE: "IN OTHER WORDS, WE ARE RIGHT BACK TO THE CONDITIONS OF SEPT. 4, 2001! The S&P500 price must rally back to 1177 (new rally high) to reinstate its "uptrend" status. Other Major Points: **Valuations remain unrealistically high, Funds Cash low, Insiders Selling 5 to 1, Sentiment = Complacent, Astro-cycles extremely negative, Major Indices below Moving Averages, VIX & VXN breaking up thru resistance, Oversold Markets Unresponsive to indicator levels, Patterns forming major tops, Scary Tape Action, Dollar weak, GOLD strong, Corporate officials leaving office, Political Brinkmanship, growing Fear levels worldwide.**"

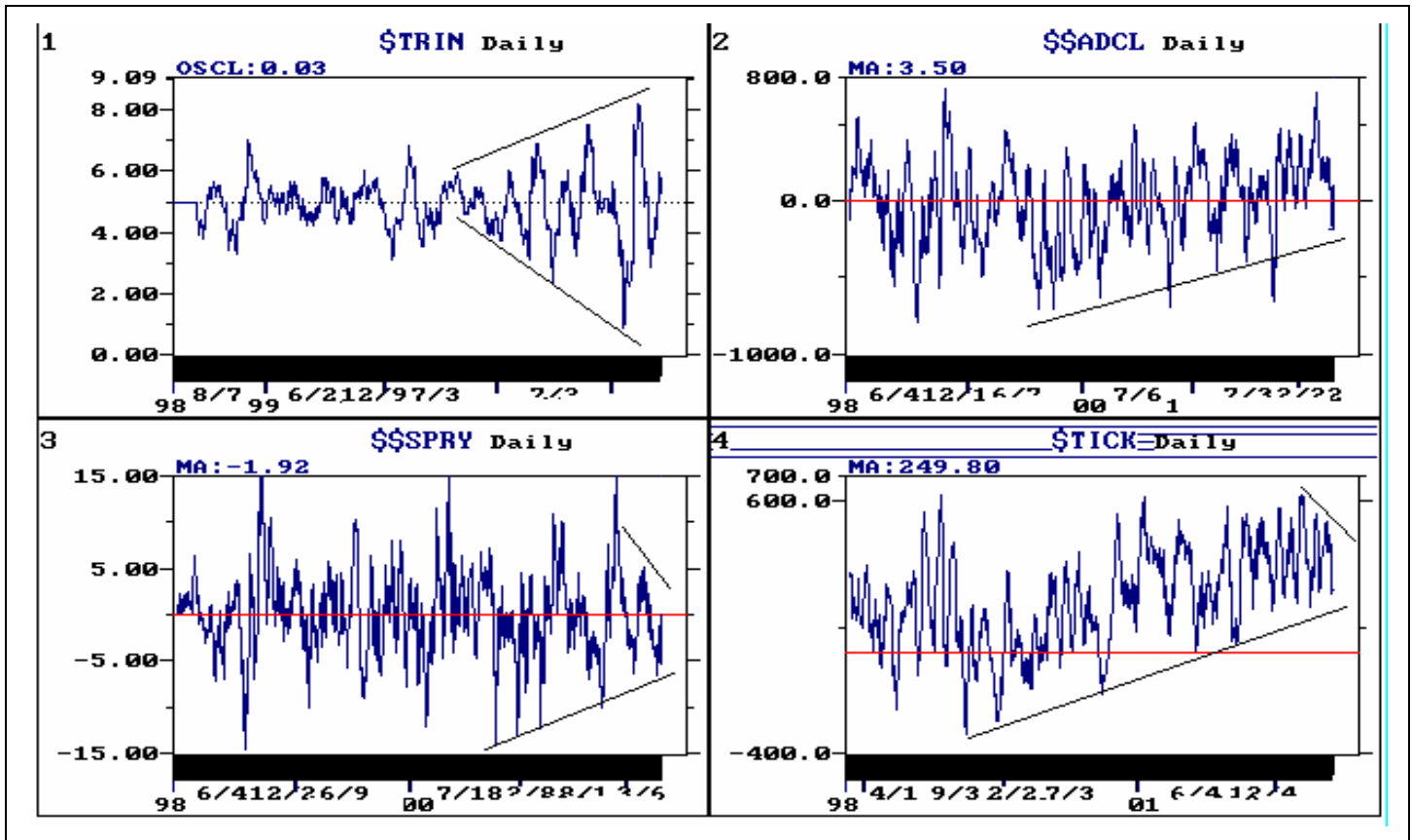
Commentators are comparing current Pakistan/India military confrontation with the Cuban Missile Crisis! Recall that the market Crashed BEFORE the crisis, and that retest did not break the June 26'62 lows.

VITAL SIGNS

WE SHORTED THE S&P500 CASH INDEX IN OUR JAN. 6 NEWSLETTER WITH A 3% STOPLOSS EXIT POINT, AND INCREASED SHORTS TO 200% (USING FULL MARGIN) IN THE APRIL 8 ISSUE, WITH A STOP AT 1165 ON THE NEW SHORTS.

FOR THOSE WHO PREFER THE DOW JONES INDUSTRIAL AVERAGE, WE SHORTED 100% AS PER THE APRIL 8 LETTER AND INCREASED TO 200% SHORT ON APRIL 23 CLOSE AT 10,071.32, STOPPING ALL AT 10,700.

USE A CLOSE-ONLY BASIS FOR ALL POSITION STOPS.



BOUNCE ATTEMPTS FAIL, MARKET SLIPPAGE CONTINUES!

As a general rule, these indicators are positive when low and rising, weak when high and falling.

Chart (1) \$TRIN is an oscillator consisting of a 55-day moving average of the ARMS Index (TRIN) minus a 21-day moving average of the same. This oscillator is now breaking the pattern of Higher Highs AND Lower Lows, first with a higher low, and now with a probable lower high. If it slips below the recent higher low, the market will accelerate immediately into a Capitulation Phase!

Chart (2) \$\$ADCL is a 10-day moving average of the net change in Advances-Declines (NYSE). After demonstrating an ability to remain consistently near the range highs, and looping higher in a probably exhaustive maneuver, it appears that an important top may be in place, now confirmed by a break below several recent lows just under the Zero line. Plenty of room underneath for a major Down Spike!

Chart (3) \$\$\$SPRY is a measure of "smart money" action in the S&P futures. The pattern of rising bottoms in the extreme low range is encouraging, and the September 21 bottom, without breaking lower, has extended that positive pattern. This last rally failed at a lower level, and that leaves this pattern with great vulnerability. We would still prefer (and expect) to see a Washout to the lower range of previous lows and would be more comfortable with a more extensive base pattern. This one has room to bounce, but no mandate to do so.

Chart (4) \$TICK is Closing TICK (NYSE 10-Day). This index was the first to rebound to sharp "new highs" after a "Moderate Oversold" condition in October, 2000. They have never gone lower, nor even penetrated into the negative range since then, despite extremely bad markets over extended periods. The ability to hold within a long term rising pattern, while markets have been floundering is a very likely sign that Wall Street, or possibly our government is attempting to make the market look better on the last trade of most days!! (There is some concern that this indicator, as well as TRIN, could be more easily manipulated by trading in 1 cent increments.) This recent action is the worst we have seen in some time, as the momentum continues to Roll Over, but no decisive breakdown.

The chart on page 1 shows the ARMS (TRIN) Index at its highest level Ever. Normally, this would be considered a strong BUY area. However, it appears that it is accelerating upside, indicating that a sharply declining Capitulation Phase is fast approaching! We believe that a washout low is likely around the Solar Eclipse (June 10) or just after the Lunar Eclipse (June 24).

HIGHLY TRANSFORMATIONAL CHART OF THE JUNE 10 SOLAR ECLIPSE!

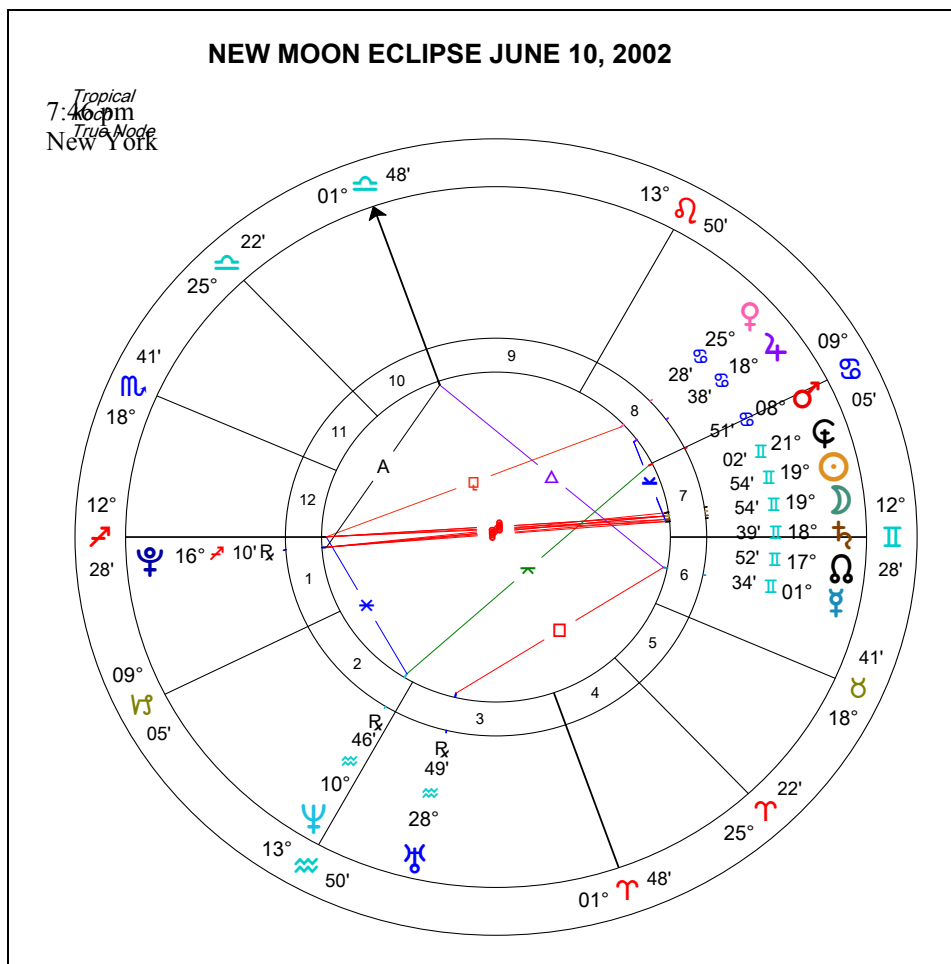
We could call this a **DOOMSDAY** chart, but that's only because humankind does not appreciate spiritual change. In fact, we Fear Change! When energy shifts within the Space-Time Continuum, it becomes necessary for us to trim our sails in accordance, in order to continue our own spiritual journey. Those who make the shift in tune with the flow are not required to suffer undue consequences. We are, however, creatures of habit, and are not always awake to changes headed our way. So, when the headwinds come upon us, many who have failed to adjust, receive a battering from the turmoil of cross currents. Our suffering comes, not from change itself, but from holding on too long to ways that served us in the past!

Here comes enough transformational change to throw the majority of us slothful creatures into a state of high agitation! First, Solar Eclipses inculcate some of the greatest power surges that we are accustomed to on a regular basis. Second, the Moon's Node, Saturn, Sun, Moon and Hades are contained in 3 degrees, 10 minutes of arc, an unusual amount of compaction, and all opposed by Pluto, the very symbol of deep, psycho-spiritual transformation. Not always easy, by the way! Third, Pluto, the focal antithesis, is in half-aspect (75 deg) to the Midheaven (immediate overhead) at New York during the time of the Eclipse. In meantime, Uranus, symbol of sudden, unexpected shock (can be insight, inspiration or the more physical "struck by lightning") forming the half-aspects, 75 deg to Pluto and 105 deg to Saturn (in the Apparent Right Ascension chart only – not shown) in the few days prior.

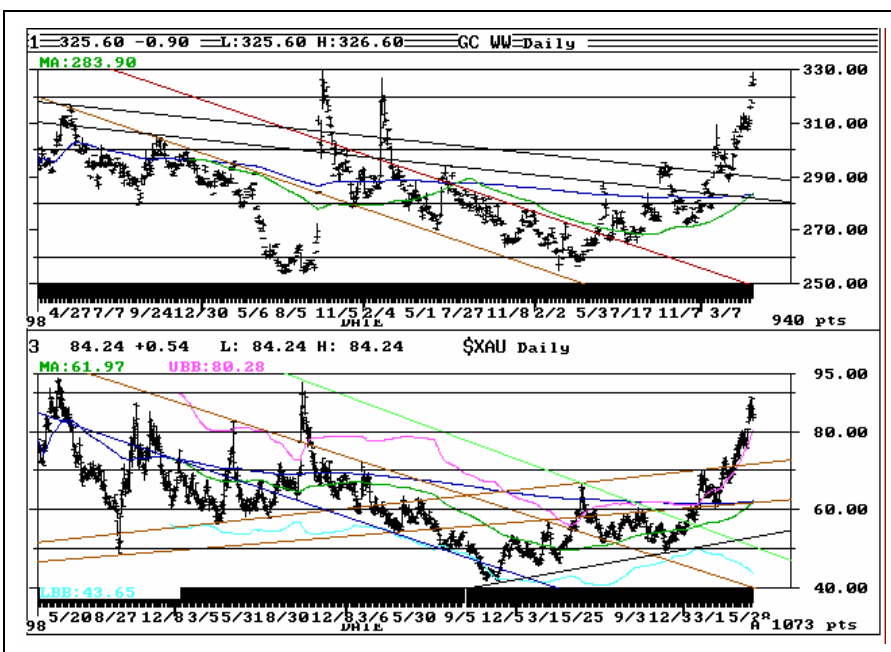
The greatest point of tension will be between 7pm and 8:30pm EDT on June 10. We would give or take 3 days for the maximum of energy to be actually felt in physical realms. A strong secondary hit will occur when Saturn reaches the Solar Eclipse point on June 20 +/- one day. Ebertin in *The Combination of Stellar Influences* characterizes a combo of these 3 as "A sudden act of violence" and "A person unafraid of danger"

The complexity of this configuration calls for an extreme energy spike during this frame. That can produce effects in Weather, Earth Changes, Psychological, Political and Economic dynamical systems. In the Macro-world, it's the kind of thing one can do little or nothing about. Personally, it is recommended that one take maximum precautions within your sphere of influence in all these areas. In these situations, there is nothing equal to prayer and meditation, and a willingness to accept direction from ones higher inner self to assist the assimilation of the unaccustomed overload. – Blessings!

In Markets: If there is a sharp decline, a good strategy as we near this date, enter BUY orders above the market price (preferably by two technical resistance levels, instead of one, to avoid high volatility whip-saws) of whatever you are short, or whatever you may want to Buy Long. Then lower the Buy Stop as your market declines. That will put you IN the market during a dramatic shakeout and whipsaw, hopefully very close to a washout low. Until then, we are retaining our negative market positions as 200% Short using full margin to take advantage of the probable debilitating decline into this devastating vortex.



GOLD and the **XAU Index** are testing their highs of Sep-Oct, 1999. Normally, traders would Sell Short against a long term high, and BUY if it Bulls through! With all this turmoil in the sky, we lean towards the Bull case! It may rest here a few days, but we doubt it will take long. **STAY LONG!!** Again, the exception is the very short term trading account. Momentum is slowing, and a nimble one might take some money out on the short side. We're not going to try it! **SILVER** is also beginning to SHINE more brightly +15.7% since April 16! Also a BUY & HOLD! The word is now that the Smart Money is Buying GOLD, but the Smartest Money is buying SILVER! That includes Gates & Buffet.



Other than the Metals, **Non-U.S. Currencies** have been the steadiest gainers (against the **US\$**). Very Long Term charts indicate that the **Dollar** has a long way to go on the Downside. Therefore our admonition to buy **BONDS** of at least 3 other countries, especially those with strong assets in the ground, such as Australia, NZ, Canada, South Africa and Russia. Their Stock Markets have been strong of late, as well.

Among the agriculturals, **Soybean Complex** are the strongest leaders, followed by **Cocoa** and **Sugar**. Last month, we said: "**COPPER** looks very toppy, and that is bad news for our economy as it is a precursor", yet, it has continued in its sidewise consolidation = to be determined. The **CRB Index** has also been a steady gainer, holding above 200 for several weeks now. We feel strongly that **Commodities** Generally will move higher while stocks lose much value. Buy commods!!

ASTRONOMIC ACTIVITY

- MAY 25-26 Saturn opposes Pluto, Full Moon = Weekend news of an upsetting nature.
- MAY 31 = Saturn opposes Pluto in R.A., Jupiter 150 to Pluto = Bankruptcies, may be more WAR!
- JUN 2 = Uranus stationary Retrograde = Sudden, unnerving revelations may effect stocks, bonds, gold, oil!
- JUN 6-7 = Sun opposes Pluto = Coercion, Use of Force. Saturn conjoins Moon's Node = Grieving, great sadness.
- JUN 8 = Mercury goes Direct = the fog begins to lift on mental processes. Action in the works!
- JUN 10 = SOLAR ECLIPSE conjoins Saturn & Moon's Node in opposition to Pluto, Uranus in Half-aspects to the Lot!
- WE EXPECT THIS PERIOD TO BE THE MOST SIGNIFICANT OF THE DECADE, AT LEAST! CAUTION!!!**
- JUN 12 = Occultation of Mars by the Moon = "Hotheaded, dramatic and tearful" – Mountain Astrologer
- JUN 18 = Four inter-planet aspects, unrelated to each other = A flurry of dramatic but unfocused activity.
- JUN 20 = **SATURN exact CONJUNCTION to SOLAR ECLIPSE POINT = Secondary Peak in dangerous tensions!**
- JUN 21 = Summer Solstice, Mars quincunx (150) to Pluto = One More of this angry, hostile, explosive continuing series.
- JUN 22-23 = More hostilities this weekend. Uranus parallel Pluto, Sun parallel Mars = Markets usually decline into this.
- JUL 3-4 = **MORE DANGER!** Moon's Node conjunct Pluto, Saturn conjunct Uranian Hades = **NO END TO DEATH!**
- JULY 7-14 More planets in Water ruled signs, often an indicant of maximum emotional expenditure, market Lows?!

DELL = DELL Horoscope Mag.; AAD = American Astrology Digest; MtnAstr = Mountain Astrologer

ATTENTION: The letters are usually mailed 1st Monday. Next month, we will await Technical confirmations!

Our twice-daily **HOTLINE** update is available at 10AM & 2PM EST for \$4.30 total per 2-3 minute call = **1-900-73-SOLAR**

Crawford Perspectives is published 12 times per year. Sources of information are believed reliable, but are in no way guaranteed. Opinions and recommendations are given with the understanding that our sophisticated investors are aware of the risks involved. Crawford Perspectives is written and published by Arch Crawford. © 2000 Arch Crawford. All Rights Reserved.

CRAWFORD PERSPECTIVES 6890 E. Sunrise Drive, Suite 120-70, Tucson, AZ 85750-0840 Tel. (520) 577-1158 FAX (520) 577-1110