

# CRAWFORD *Perspectives*

**NEVER SEEN ANYTHING LIKE JULY!**

July 6, 2010 Vol. 10/07

We mean, of course, the planetary pictures in the sky which are developing towards the tightest harmonic alignments in the most potent areas of the zodiacal circle ever recorded in Earth's written history. These portend increasing and maximizing intensity and rapidity of 'change' on every level of existence; mineral, vegetable, animal, human and spirit. Will Capitalism survive? Will Democracy survive? Will our markets survive? Will governments survive? Will humanity survive? Will Earth survive?

We don't know, but we'll be **SHORT** for it! The history of apocalyptic literature contains many instances of false projections of "End of the World" scenarios. It is rarely mentioned that the Pilgrims came to the New World because their Encyclopedia said the World would end on an astrological configuration in the 1690s. They came to build the "New Jerusalem" written of in the Book of Revelations for the "End Times"!

We are definitely **NOT** recommending the sale of your goods to await events on the top of some mountain, and certainly not the 'Drinking of the Cool-aid' of a couple of really radical sects.

However, if one might consider their connection to spirit or the Creator and calm their emotional fears with meditation and prayer, and return to some decent and authentic interaction with their families, friends and associates, we applaud that.

If one is Only concerned with one's assets, one may have already sold out to Mammon, and it may already be too late. We are eventually going to go out with what we came in with, which is No Thing!



All that being said, it is human nature to attempt to maintain one's physical existence, culture and comfort as well as can be afforded. To that end we continue to advise on markets and asset classes, as conditions shift, and hope and pray that 'Doomsday scenarios' do not materialize. And even if they do, we premise that our individual soul energies continue toward goodness and ultimate perfection.

These energies may be considered 'harmful' by proponents of the status quo. The more positive approach is that they are 'Just Energy'! It may be that large majorities are not used to dealing with such energies and may choose to react badly to them. The other choice is to be awake and aware and willing to move with the flow, balanced and alert, as any good tennis player awaiting another serve.

As for markets, all Major Indices (and most others) broke their May/June lows this past week. That's a 'foreboding' you can believe in! It would not surprise us to see some attempts to correct an oversold market sometime in July but the astro-indicants remain on high-alert.

## VITAL SIGNS

**SHORTED 50% DJIA May 6 = 10,520.32**

**SHORTED 50% S&P May 6 = 1128.15**

**5% STOP = 11,463; S&P500 = 1184.56**

**INCREASED SHORTS TO 200%**

**DJIA 9816.49 CL on June 7.**

**S&P500 1050.47 on CL June 7.**

**KEEP SAME STOPS as ABOVE**

**ALL OUR STOPS ARE CLOSE ONLY!**

Notice in the chart (above) that the VIX or Volatility Index usually peaks in the area 30-38, as it has again twice recently. If it blows through that resistance at 38, the expected serious decline will have probably started.

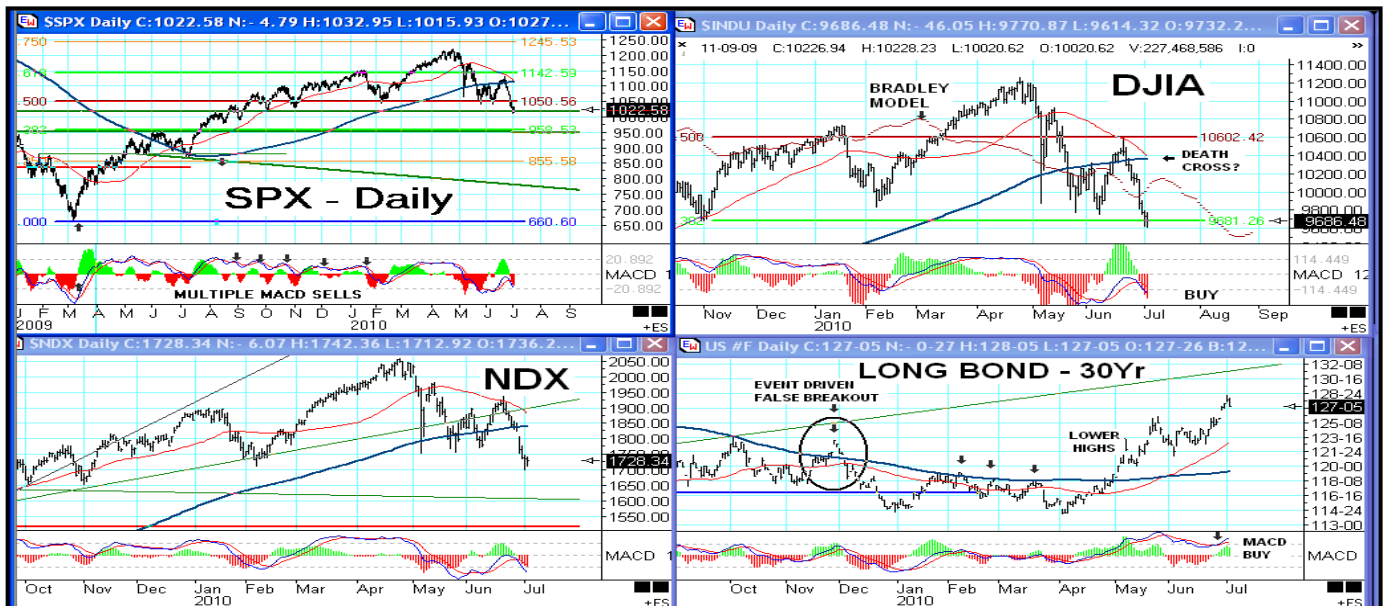
In the June letter, this space had a typo in reporting NYSE new 52-week lows as 2189 where it was actually 218. Correction was made in CP letters sent out after publication date.

We continue to recommend extreme caution and proper emergency measures such as extra food, water, medicines and cash over the next 24 months in particular. Do **NOT** wait any longer!!

**Keep stoploss points at the same level as with the initial SHORTS DJIA @ 11,463, S&P500 @ 1128.15**

The **Cardinal Climax** of planetary energies maximizes on or about July 30-August 1. It will mark important world events!

Most recent interview with Arch by Jim Puplava, click this URL:  
<http://www.financialsense.com/financial-sense-news/broadcast/2010/07/03/03/the-perfect-financial-storm>



**WITH NEW LOWS ALL AROUND, THE DOWNTRENDS ARE INDISPUTABLE!**

Last month CP wrote about the formation of “Rising Wedge” patterns in the Major stock Indices. We also mentioned that: “If recent lows hold, chances increase that some meaningful counter-trend action could get under way. There are several technical studies that measure very oversold, allowing for that possibility.”

In fact, those lows held and markets rallied well above the recent highs and even above the 200-Day Moving Averages (dark blue lines) in the DJIA and S&P500, and above the 50-Day MA (thin red line) in the NDX . The 50-Day lines stopped forward movement in all three of the majors we always show on this page.

Since then, a renewed decline has taken out ALL the May-June lows, and brought the 50-Day MAs down to threaten a downside crossing of the 200-Day by the 50-Day MAs. This has been hyped a bit in several media outlets over the last few days. Proponents are calling the downside penetration a “Dark Cross” and an upside crossing a “Golden Cross” (although that has an entirely different meaning applied to our economic history). Although accompanied by so much media circus attention, which could cause it to abort this time, we retain the negative opinion, even if a temporary rally takes place from this very oversold technical condition..

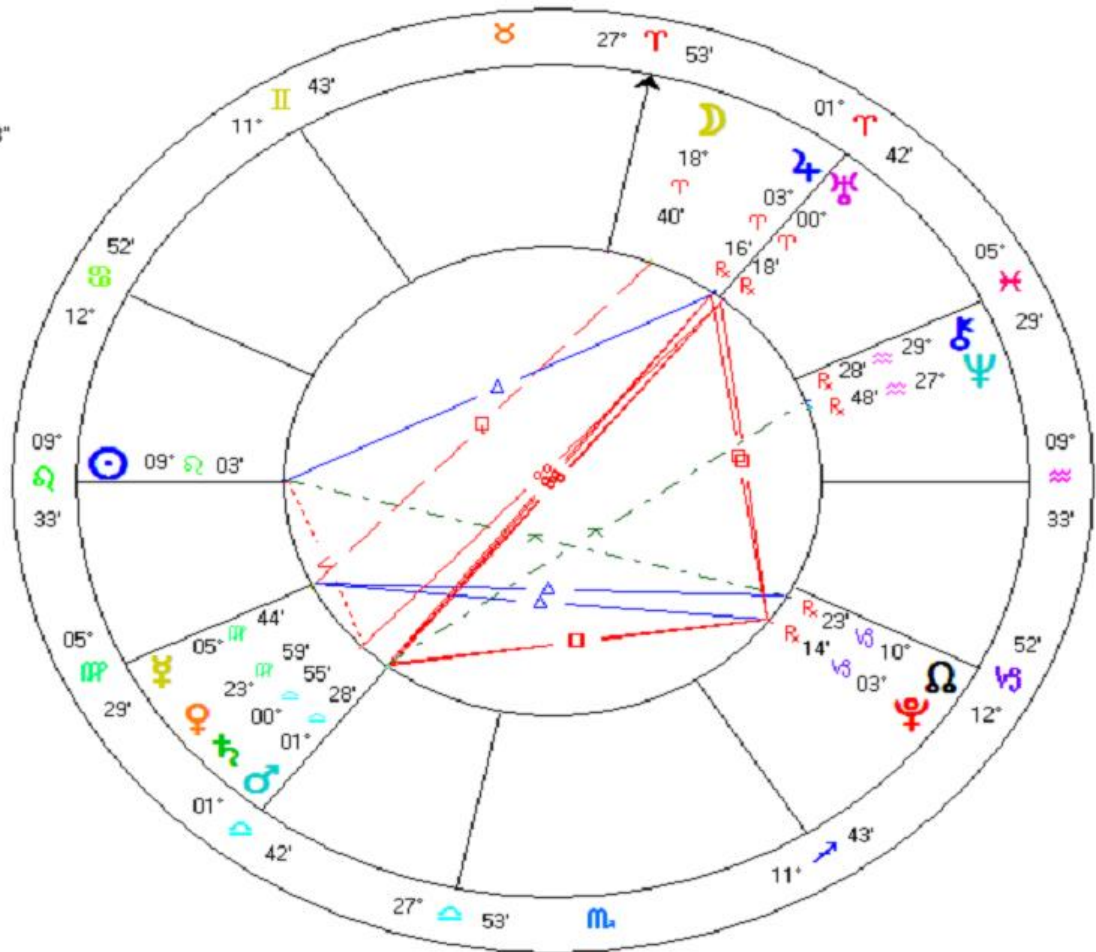
Richard Russell and Joseph Granville, two Octogenarian friends, are both confirming our extreme negative stance. Russell we quoted here last month. In the last few days Granville has compared his developing On-Balance-Volume Climax numbers to the days before the 1929 Crash. Today (July 6) he makes the comparison to the 2008 Crash: October 2008 6<sup>th</sup> -27, 7<sup>th</sup> -30, 8<sup>th</sup> -24, 9<sup>th</sup> -25 and then the Crash down open on October 10! This year, the development is remarkably similar: June 29 -25, June 30 -28, July 1 -22, July 2 -22. Joe writes: “This coming week we will see the worst of the crash numbers to date, a week of major historic importance. Conclusion: Major crash at hand and the bulls will be buying all the way down, completely forgetting that dividends and earnings are of no importance in a market on the verge of historic collapse.” (PO Drawer 413006, Kansas City, MO 64141)

And then there’s this:

“The world will end when we realize that the frightening world that intimidated us was but a bad dream. *Only love is real.* If something comes from love, trust and act on it; you are making an investment in a bank that will never fail. When led by fear, you will reap nothing that you truly want. The soil of consciousness is now being turned over to plant anew; the world of darkness is coming to an end, to make way for greater light.” *I Had It All the Time* – Alan Cohen

The world will end in joy, because it is a place of sorrow...  
 The world will end in peace, because it is a place of war...  
 The world will end in laughter, because it is a place of tears...

**Cardinal Climax  
Natal Chart (3)**  
 Aug 1 2010  
 6:00 am EDT +4:00  
 New York, NY  
 40°N42'51" 074°W00'23"  
*Geocentric  
 Tropical  
 Koch  
 Mean Node*



### THE APPROACHING BEHEMOTH!

Astrologers call it the "Cardinal Climax". It is considered to be the most powerful and important planetary alignment of the modern era. Perhaps it heralds the beginning of the real "Aquarian Age" or the End of the "Mayan Calendar". (After all, what's a few months in a 25,600 Year Cycle?) These energies actually maximize from July 30 through August 3. There have been 'shadows' preceding and will be echoes afterwards for quite some time. The Lunar Eclipse conjoining Pluto June 26 seems to have timed the 7 down market days in a row experienced rarely.

Solar Eclipse on July 11 at a half-aspect (165 deg) to Pluto moves further into control issues, personally, in groups, in corporations and governments. Power grabs. July 20 becomes more serious with mobilization of Armies or Police States. July 22: Mars/Admetos=Vulcanus = "To experience mighty suppression. To become terrorized." Through most of this period, repetitions of Uranian pictures include = "To win or lose one's independence. To retire from office through removal (fall) of the chief or overthrow of government." This does not indicate which governments or ideologies might succumb to such, or whether disruptions of energy supplies might eventuate.

A most amazing addition to all of this is that the Fall Equinox (September 23) will include a Full Moon across the Cardinal Axis, at zero Aries and the Winter Solstice (December 21) has a Lunar Eclipse opposite Pluto. Both will re-activate the energies of the entire Cardinal configuration, in spades! The world power struggles will be palpable.

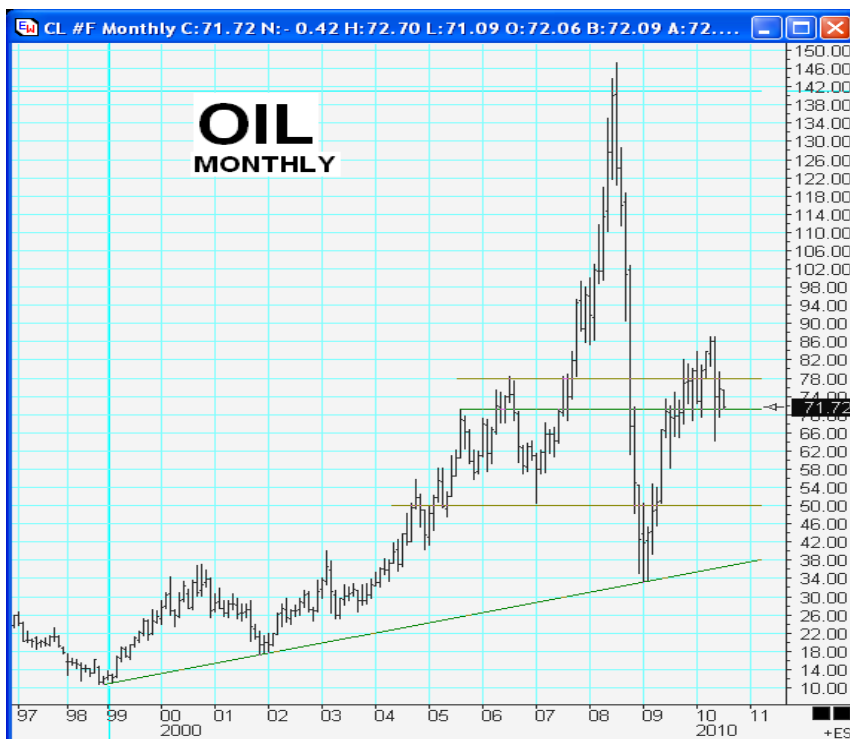
W. D. Gann wrote that one should pay attention to Eclipses and to Equinoxes & Solstices and to the middle days between these. We have noticed that the years with Eclipses on the Equinoxes & Solstices have been pivotal. Specifically, 1982 (Solar Eclipse on the Summer Solstice) Long term market and economic lows and the largest bank failure in history was on the following Lunar Eclipse; 1987 (Solar Eclipse on the Fall Equinox) That day was the low of the first leg down prior to the Crash, and the largest up day in points ever to that date; 2001 (Solar Eclipse on the Summer Solstice) preceding 9/11 and the crash immediately following.

**Now we have this huge alignment which will be followed by a Full Moon on the Fall Equinox and a Lunar Eclipse on the Winter Solstice. We expect the depth and scope of dislocations during this period to exceed anything we have ever witnessed, both in otherwise civilized interaction among nations, and likely our fill in natural disasters.**

**GOLD** (not shown) has been slipping a bit during the last week or two, and has finally broken its steepest uptrend line. This could be a short term negative, but remains in a solid intermediate uptrend! No significant damage is yet evident and planetary events of July 5, 20 & 26 should carry prices higher. A developing negative was that gold stocks were not as strong as the metal, rendering a divergent inner weakness. On this drop, however, the stock indices are not breaking anything, but retaining the uptrend channel.

**SILVER** chart (not shown) seem to be in a rollover phase and is not as dynamic as the **GOLD**, Silver remains in a lagging mode long term relative to **GOLD** ratio. Though they generally move together, the action remains more intent on the **GOLD**. Maybe some day?

**CRUDE OIL** continues to look toppy here and has traced out an exaggerated Megaphone or Broadening Pattern and is still roughly in the middle of its range between 50 and 86. About where it was at our June 7 CP letter, it appears likely to dip further toward support in the 50-58 range. Trading positions would emphasize the **SHORT** side, but we would buy a Call Option as insurance against a sharp spike on potential War news or damage to limited processing facilities. There is greater probability for this summer to express instability in Middle Eastern potentates. There could also be more news from Iran that might not be conducive to efficient world production and/or delivery.



Meantime, the **U.S.DOLLAR** index seems to be rolling over on a near-term basis, with heavy resistance in the 89-92 area. Though long term, there is a large base in development for many months already. A break above that 92-93 area could indicate a further advance, yet we'd prefer betting lower on near term trades. With the approaching planetary blockbuster, We would expect much more currency turmoil than we have seen. One fairly safe place to keep some money is German Bunds. India raised interest rates this week, injecting more uncertainty into jittery fixed income markets. Most U.S. States will have to report problems as their new fiscal year gets under way now!

### ASTRONOMIC ACTIVITY

- JUN 27-30 = Venus=Jupiter/Pluto and Venus=Uranus/Pluto Forming a YOD or Finger of God pattern. Large movement! Direction not clear.
- DJIA was off -322 points intra-day before closing down -268.22 on June 29**
- JULY 5 = Sun semi-square (45 deg) to Neptune; Uranus Retrograde Station at Zero Aries – Sudden, unexpected news that is worldwide!
- JULY 8 = Venus opposes Neptune, Moon forms the T-Square with both. Inflation of Money – Gold UP!
- JULY 11 = Mars sextile the Solar Eclipse = Good time for a wartime attack!
- JULY 16 = Look for a big Down market on this early Option Expiration!... as Moon opposes Jupiter/Uranus and squares Pluto.
- JULY 19-20 = More difficulty with equity markets but Gold/Silver/Oil probably higher. Mercury 135 deg. To Jupiter/Uranus.
- JULY 21-23 = Saturn enters Libra, Sun enters Leo, Sun sextiles (60 deg) Saturn. Jupiter Station Retro. Markets may rally into a high.
- JULY 26 = Monday = ALL HELL BREAKS LOOSE = Seven planetary harmonics by 1:04pm EDT. Revolt-Revolution-Strikes!
- JULY 29-30 = Mars enters Libra & opposes Uranus at Zero Aries, Sun contra-parallel Pluto = More Revolution – Outright WAR!
- AUG 3 = This is another Monster Day containing a T-square with Mars opp. Jupiter, both square Pluto. Massive power struggles.
- AUG 9-10 = Venus forms the T-square with Jupiter/Pluto, Then Sun form the 135 deg with these same 2. Pressures continue.
- AUG 13 = Friday the thirteenth, Uranus backs into Pisces – again across the Zero threshold! More surprises.

**ATTENTION: The CP newsletters are usually mailed 1<sup>st</sup> Monday. Next CP will be out 2<sup>nd</sup> Monday, August 9.**